



**Senior Resources Advisory Board
Agenda
March 8, 2023**

Chair John E. Brown
Vice Chair Susan Sloan
Member Vida May Waters
Member Karen Reed
Member James Curington

City Manager Mike DaRoza

The City Commission will conduct a
Senior Resources Advisory Board
At 5:00 PM
to address the item(s) below.

Meeting Date: March 8, 2023

Meeting Location: James A Lewis Commission Chambers

15100 NW 142 Ter.

Notice given pursuant to Section 286.0105, Florida Statutes. In order to appeal any decision made at this meeting, you will need a verbatim record of the proceedings. It will be your responsibility to ensure such a record is made.

SENIOR RESOURCES ADVISORY BOARD MEETING AGENDA

CALL TO ORDER

INVOCATION

PLEDGE TO THE FLAG

APPROVAL OF THE AGENDA

I. OLD BUSINESS

A. As the Page Turns - A Book Club For Seniors

B. Survey of Senior Community

II. NEW BUSINESS


C. December 7, 2022, Senior Resources Advisory Board Minutes

D. Vision and Goals

III. BOARD COMMENTS/DISCUSSION

IV. CITIZENS COMMENTS

ADJOURN



Board/Committee Agenda Item

MEETING DATE: 3/8/2023

SUBJECT: As the Page Turns - A Book Club For Seniors

PREPARED BY: LeAnne Williams, Deputy City Clerk

RECOMMENDED ACTION:
Receive the update.

Summary

Update on As the Page Turns, A Book Club For Seniors.

ATTACHMENTS:

Description

- ▢ The Story of the Ancient Irish Civilisation



City of
ALACHUA
the good life community

As the Page Turns: A Book Club for Seniors

THE STORY OF THE ANCIENT IRISH CIVILISATION

BY: P.W. JOYCE

**Read/listen to the book or watch the movie in advance,
then join us at:**


Legacy Park Multipurpose Center

Tuesday, March 14, 2023

10:00 A.M. – 12:00 P.M.

For a Book Review Party





Board/Committee Agenda Item

MEETING DATE: 3/8/2023
SUBJECT: Survey of Senior Community

PREPARED BY: LeAnne Williams, Deputy City Clerk

RECOMMENDED ACTION:
Receive the update.

Summary

Results of survey.

ATTACHMENTS:

- Description
- ▣ Results of Survey

Senior Survey Results:

1) How long have you lived in our community?

Ans: 5-15 years (26.1%), Less than 5 (21.7%), 45 or more (21.7%), 15-25 years (13%),
25-35 years (8.7%), 35-45 years (8.7%)

2) How long have you lived in your current residence?

Ans: Less than 5 (39.1%), 5-15 years (21.7%), 15-25 years (17.4%), 35-45 years (8.7%),
45 or more (8.7%), 25-35 years (4.3%)

3) How would you rate your current community as a place for people to live as they age?

Ans: Excellent (50%), Fair (22.7%), Good (18.2%), Very Good (9.1%), Poor (0%)

4) Some people find that they need or want to move out of their community as they get older. If you were to consider moving out of your current community, would the following be a major factor, a minor factor, or not a factor at all in your decision to move?

a. Your personal safety or security concerns

Ans: No factor (47.4%), Major factor (36.8%), Minor factor (15.8%), Not sure (0%)

b. Wanting to move to an area that has better health care facilities

Ans: No factor (36.8%), Major factor (31.6%), Minor factor (31.6%), Not sure (0%)

c. Wanting to be closer to family

Ans: No factor (40%), Major factor (40%), Minor factor (20%), Not sure (0%)

d. Needing more access to public transportation

Ans: No factor (55%), Minor factor (25%), Major factor (10%), Not sure (10%)

e. Wanting to live in a different climate

Ans: No factor (60%), Minor factor (30%), Major factor (10%), Not sure (0%)

f. Wanting to live in an area that has a lower cost of living

Ans: Minor factor (52.4%), Major factor (33.3%), No factor (14.3%), Not sure (0%)

g. Wanting to live in an area with better opportunities for social interaction

Ans: Minor factor (42.9%), Major factor (28.6%), No factor (28.6%), Not sure (0%)

5) How important is it for you to remain in your current community for as long as possible?

Ans: Somewhat important (40.9%), Very important (31.8%),

Extremely important (18.2%), Not at all important (9.1%), Not very important (0%)

6) Which of the following live types of homes best describes where you currently live?

Ans: Single family (54%), Mobile home (18.2%), Apartment (13.6%), Other (9.1%),

Townhouse (4.5%), 2-family (0%), Condominium (0%), Senior housing (0%)

7) Do you own or rent your primary home or do you have some other type of living arrangement like living with a family member or friend?

Ans: Own (78.3%), Rent (21.7%), Neither (0%)

8) How important is it for you to be able to live independently in your own home as you age?

Ans: Very Important (43.5%), Extremely important (34.8%),

Somewhat important (21.7%), Not very important (0%), Not at all (0%)

- 9) Some people find that they need to make modifications to their residence to enable them to stay there for as long as possible. Does your current residence need any major repairs, modifications, or changes to enable you to stay there for as long as possible?

Ans: No (52.2%), Not sure (34.8%), Yes (13%)

- 10) Would you rate your community as excellent, very good, good, fair, or poor on having the following?

- a) Sidewalks that are in good condition, safe for pedestrians, and accessible for wheelchairs or other assistive mobility devices

Ans: Very good (22.7%), Fair (22.7%), Excellent (18.2%), Good (18.2%), Poor (18.2%)

- b) Well-lit, accessible, safe streets and intersections for all users

Ans: Good (25%), Very good (20%), Excellent (20%), Poor (20%), Fair (15%)

- c) Audio and visual pedestrian crossings

Ans: Good (31.8%), Fair (31.8%), Poor (18.2%), Very good (13.6%), Excellent (4.5%)

- d) Separate pathways for bicyclists and pedestrians

Ans: Poor (42.9%), Good (28.6%), Fair (23.8%), Very good (4.8%), Excellent (0%)

- e) Well-maintained streets

Ans: Good (36.4%), Fair (22.7%), Poor (18.2%), Excellent (13.6%), Very good (9.1%)

- f) Easy to read traffic signs

Ans: Good (40.9%), Very good (31.8%), Excellent (13.6%), Fair (9.1%), Poor (4.5%)

- g) Enforced speed limits

Ans: Good (40.9%), Fair (18.2%), Excellent (13.6%), Very good (13.6%), Poor (13.6%)

- 11) Would you rate your community as excellent, very good, good, fair, or poor on having the following?

- a) Well-maintained homes and properties

Ans: Very good (36.4%), Good (36.4%), Excellent (13.6%), Fair (13.6%), Poor (0%)

- b) Affordable housing options for adults of varying income levels such as older active adult communities, assisted living and communities with shared facilities and outdoor spaces

Ans: Poor (33.3%), Fair (28.6%), Good (23.8%), Very good (9.5%), Excellent (4.8%)

- c) Homes that are built with things like a no step entrance, wider doorways, and first floor bedrooms and bathrooms
Ans: Good (50%), Fair (25%), Poor (15%), Excellent (5%), Very good (5%)
- d) Well-maintained, safe low-income housing
Ans: Fair (35%), Good (30%), Poor (30%), Very good (5%), Excellent (0%)
- e) Well-maintained parks
Ans: Good (57.1%), Fair (23.8%), Very good (14.3%), Excellent (4.8%), Poor (0%)
- f) Safe parks
Ans: Good (60%), Fair (25%), Very good (10%), Excellent (5%), Poor (0%)
- g) Public buildings and spaces including restrooms that are accessible to people of different physical abilities
Ans: Good (52.4%), Very good (19%), Poor (19%), Fair (9.8%), Excellent (0%)
- h) Enough benches for resting in public areas like parks, along sidewalks, and around public buildings
Ans: Good (47.6%), Fair (33.3%), Very good (9.5%), Excellent (4.8%), Poor (4.8%)
- i) Conveniently located emergency care centers
Ans: Good (38.1%), Very good (23.8%), Fair (19%), Poor (14.3%), Excellent (4.8%)

12) How do you usually get around your community for things like shopping, visiting the doctor, running errands, or other things?

- a) Walk
Ans: No (72.7%), Yes (27.3%)
- b) Drive yourself
Ans: Yes (100%)
- c) Have others drive you
Ans: No (90.9%), Yes (9.1%)
- d) Taxi
Ans: No (95.5%), Yes (4.5%)
- e) Uber or Lyft
Ans: No (95.5%), Yes (4.5%)
- f) Special transportation, such as one for persons with disabilities

Ans: No (100%)

g) Public transportation

Ans: No (100%)

h) Bike

Ans: No (81.8%), Yes (18.2%)

i) Other

Ans: No (95.5%), Yes (4.5%)

j) I do not get out of the house

Ans: No (95%), Yes (5%)

13) How frequently do you travel outside of the city of Alachua?

Ans: 2-3 times a week (40.9%), Daily (27.3%), Once a week (22.7%),

Once a month (9.1%), Less than once a month (0%)

14) For what portions of your trips do you depend on others for transportation?

Ans: None (90.9%), Fifty percent (4.5%), Twenty-five percent (4.5%), All (0%),

Seventy-five percent (0%)

15) Which of the following people or organizations do you depend on for transportation?

Ans: Not applicable (73.9%), Spouse (17.4%), Relatives (8.7%), Friends (0%),

Public services (0%), Volunteers (0%), Private (0%)

16) Would you say that most of the trips you need to make are to get to (check all that apply)?

Ans: Grocery (25%), Appointments (20.2%), Church (15.5%), Relatives' home (11.9%),

Entertainment (11.9%), Work (7.1%), Senior center (4.8%), Government agency (3.6%)

17) During the past two years, were you unable to make a necessary trip because you could not drive or did not have access to transportation?

Ans: No (76.2%), Not applicable (23.8%), Yes (0%)

18) If you have used a private or paid service for transportation, would you say that it was affordable to meet your ongoing transportation needs?

Ans: Not applicable (95%), No (5%), Yes (0%)

19) What kinds of activities would you be interested in participating with other seniors?

a) Bingo

Ans: No (70%), Yes (30%)

b) Book club

Ans: No (84.2%), Yes (15.8%)

c) Card games

Ans: No (57.9%), Yes (42.1%)

d) Crafts

Ans: No (63.2%), Yes (36.8%)

e) Dominos

Ans: No (84.2%), Yes (15.8%)

f) Field trips

Ans: Yes (57.9%), No (42.1%)

g) Food banks

Ans: No (88.9%), Yes (11.1%)

h) Puzzles

Ans: No (66.7%), Yes (33.3%)

i) Quilting

Ans: No (77.8%), Yes (22.2%)

j) Others:

Ans: YMCA, Swimming pool, Planting class, Cooking class, Parkinson's exercises, Sports, Pickleball, Playing music, Senior functions at churches, Awareness seminars

20) How often do you have contact with family, friends, or neighbors who do not live with you?

Ans: Everyday (56.5%), Several times a week (34.8%), Once every 2-3 weeks (4.3%),

Once a month (4.3%), Once a week (0%), Less than monthly (0%), Never (0%)

21) How often you feel the following?

a) I feel a lack of companionship

Ans: Never (52.6%), Rarely (31.6%), Sometimes (10.5%), Often (5.3%)

b) I feel left out

Ans: Never (45%), Rarely (35%), Sometimes (20%), Often (0%)

c) I feel isolated from others

Ans: Never (50%), Rarely (27.3%), Sometimes (18.2%), Often (4.5%)

22) If you were in trouble, do you have friends or family who can help you at any time of the day or night?

Ans: Yes (81.8%), No (18.2%)

23) Do you use the following sources for continuing education or self-improvement classes or workshops in your community?

a) Department of recreation and culture

Ans: No (68.4%), Yes (31.6%)

b) Faith community

Ans: Yes (52.9%), No (47.1%)

c) Local organization or business

Ans: No (93.3%), Yes (6.7%)

d) Community center

Ans: No (87.5%), Yes (12.5%)

e) Senior center

Ans: No (62.5%), Yes (37.5%)

- f) Offerings through my work
Ans: No (100%)
- g) Online programs
Ans: Yes (53.3%), No (46.7%)
- h) Other
Ans: No (66.7%), Yes (33.3%)
- i) I do not participate in any continuing education/classes
Ans: No (57.1%), Yes (42.9%)

24) Would you rate your community as excellent, very good, good, fair, or poor on having the following?

- a) Conveniently located entertainment venues
Ans: Good (47.4%), Fair (26.3%), Poor (15.8%), Excellent (5.3%), Very good (5.3%)
- b) Activities geared specifically toward older adults
Ans: Fair (44.4%), Good (22.2%), Poor (22.2%), Very good (11.1%), Excellent (0%)
- c) Activities that offer senior discounts
Ans: Fair (55.6%), Good (22.2%), Poor (22.2%), Very good (0%), Excellent (0%)
- d) Activities that are affordable to all residents
Ans: Fair (52.6%), Good (31.6%), Poor (10.5%), Excellent (5.3%), Very good (0%)
- e) Activities that involve both younger and older people
Ans: Good (42.1%), Fair (36.8%), Poor (15.8%), Excellent (5.3%), Very good (0%)
- f) A variety of cultural activities for diverse populations
Ans: Fair (52.9%), Good (23.5%), Poor (17.6%), Excellent (5.9%), Very good (0%)
- g) Local schools that involve older adults in events and activities
Ans: Poor (37.5%), Fair (31.3%), Good (25%), Excellent (6.3%), Very good (0%)
- h) Continuing education classes/clubs
Ans: Good (38.9%), Poor (38.9%), Fair (16.7%), Excellent (5.6%), Very good (0%)
- i) Driver education refresher courses
Ans: Fair (41.2%), Poor (41.2%), Good (17.6%), Very good (0%), Excellent (0%)

25) Would you rate your community as excellent, very good, good, fair, or poor on having the following?

a) A range of volunteer activities to choose from

Ans: Good (50%), Fair (22.2%), Excellent (11.1%), Poor (11.1%), Very good (5.6%)

b) Volunteer training opportunities to help people perform better in their volunteer roles

Ans: Good (50%), Fair (22.2%), Poor (22.2%), Excellent (5.6%), Very good (0%)

c) Opportunities for older adults to participate in decision making bodies such as community councils or committees

Ans: Good (31.6%), Fair (31.6%), Poor (15.8%), Excellent (10.5%), Very good (10.5%)

d) Easy to find info on available local volunteer opportunities

Ans: Poor (31.6%), Fair (31.6%), Good (21.1%), Excellent (10.5%), Very good (5.3%)

e) Transportation to and from volunteer activities

Ans: Fair (43.8%), Poor (31.3%), Good (25%), Very good (0%), Excellent (0%)

26) Would you turn to the following resources if you, a family member or friend needed information about services for older adults such as caregiving services, home delivered meals, home repair, medical transport, or social activities?

a) Local senior centers

Ans: Yes (45%), Not sure (40%), No (15%)

b) Office of healthy aging

Ans: Yes (50%), Not sure (38.9%), No (11.1%)

c) Family or friends

Ans: Yes (89.5%), Not sure (10.5%)

d) Local nonprofits

Ans: Yes (38.9%), Not sure (38.9%), No (22.2%)

e) AARP

Ans: Yes (43.8%), Not sure (37.5%), No (18.8%)

f) Churches

Ans: Yes (61.1%), Not sure (22.2%), No (16.7%)

g) Internet

Ans: Yes (61.1%), Not sure (22.2%), No (16.7%)

h) Phone book

Ans: No (76.5%), Yes (11.8%), Not sure (11.8%)

i) Your doctor

Ans: Yes (66.7%), Not sure (16.7%), No (16.7%)

j) Local government

Ans: Yes (47.1%), Not sure (41.2%), No (11.8%)

k) Library

Ans: Not sure (47.4%), Yes (42.1%), No (10.5%)

27) Are you male or female?

Ans: Female (66.7%), Male (33.3%)

28) What is your age as of your last birthday? AVERAGE -> 60.9 [AGE IN YEARS]

29) What is your current marital status?

Ans: Married (52.4%), Widowed (19%), Living w/ partner (14.3%), Divorced (14.3%)

Separated (0%), Never married (0%)

30) Are you or your spouse or partner currently a member of AARP?

Ans: Yes (61.9%), No (38.1%)

31) Besides you, do you have any of the following people living in your household?

a) Children under 18

Ans: No (95.2%), Yes (4.8%)

b) Children over 18

Ans: No (90%), Yes (10%)

c) Children away at college

Ans: No (100%)

d) Parents

Ans: No (100%)

e) Other adult relative/friend over 18

Ans: No (90%), Yes (10%)

32) In general, how would you rate your health?

Ans: Very good (45%), Good (45%), Excellent (5%), Fair (5%), Poor (0%)

33) Does any disability, handicap, or chronic disease keep you or your spouse or partner from participating fully in work, school, housework, or other activities?

Ans: Neither (66.7%), Yes, me (28.6%), Yes, both (4.8%), Yes, spouse (0%)

34) What is your race?

Ans: White (72.7%), Black (13.6%), Asian (4.5%), Indian (4.5%), Other (4.5%), Pacific Islander (0%)

35) Thinking about your state and local elections in the last 10 years, how often would you say you vote?


Ans: Always (59.1%), Most of the time (40.9%), Half the time (0%), Seldom (0%),

Never (0%)

36) What was your annual household income before taxes in 2020?

Ans: 50k-74.9k (36.8%), 75k-99.9k (15.8%), 30k-49.9k (15.8%), 20k-29.9k (10.5%)

Less than 10k (10.5%), 100k-149.9k (5.3%), 10k-19.9k (5.3%), 150k or more (0%)



Board/Committee Agenda Item

MEETING DATE: 3/8/2023

SUBJECT: December 7, 2022, Senior Resources Advisory Board Minutes

PREPARED BY: LeAnne Williams, Deputy City Clerk

RECOMMENDED ACTION:
Approve the minutes.


Summary

December 7, 2022 Senior Resources Advisory Board Minutes

ATTACHMENTS:

Description

☐ Minutes



**Senior Resources Advisory Board
Minutes
December 7, 2022**

Chair John E. Brown
Vice Chair Susan Sloan
Member Vida May Waters
Member Karen Reed
Member James Curington

City Manager Mike DaRoza

**Senior Resources Advisory Board
At 5:00 PM**

Meeting Date: December 7, 2022

Meeting Location: James A Lewis Commission Chambers

15100 NW 142 Ter.

Notice given pursuant to Section 286.0105, Florida Statutes. In order to appeal any decision made at this meeting, you will need a verbatim record of the proceedings. It will be your responsibility to ensure such a record is made.

SENIOR RESOURCES ADVISORY BOARD MEETING AGENDA

CALL TO ORDER

Led by Chair John E. Brown.

INVOCATION

Led by Chair Brown.

PLEDGE TO THE FLAG

Led by Chair Brown.

APPROVAL OF THE AGENDA

Member Vida May Waters moved to approve the agenda; seconded by Member Jim Curington.

Passed by unanimous consent.

I. OLD BUSINESS

II. NEW BUSINESS

- A. September 7, 2022, Senior Resources Advisory Board Minutes

Chair Brown asked the Members to review the minutes and make recommendations.

Member Curington moved to approve the March 15, 2022, Senior Resources Advisory Board minutes; seconded by Member Waters.

Passed by unanimous consent.

- B. Election of Chair and Vice Chair

Staff Liaison LeAnne Williams instructed the board on the guidelines for the ballot process.

Chair Brown took nominations from the floor.

Member Waters moved to have John Brown serve as Chair; seconded by Member Curington.

Passed by unanimous consent.

Member Karen Reed moved to take nominations from the floor for Vice Chair; seconded by Member Waters.

Passed by unanimous consent.

Chair Brown took nominations from the floor.

Discussion ensued.

Member Reed moved to have Susan Sloan serve as Vice Chair; seconded by Member Waters.

Passed by unanimous consent.

- C. 2023 SRAB Calendar

Chair Brown presented the item and asked them Members to mark their calendars with the dates.

- D. Parliamentary Procedures Review

Staff Liaison Williams presented the item and made the presentation.

- E. Sunshine Law and Public Records Presentation

Staff Liaison Williams presented the item and made the presentation.

The Members asked clarifying questions.

F. As the Page Turns - A Book Club For Seniors

III. BOARD COMMENTS/DISCUSSION

Member Curington expressed his appreciation to the Board.

Member Reed stated Elder Care of Alachua County delivers meals to the elderly in Alachua County, and this might be a way to get information to the elderly in the City of Alachua, and would get the information to Staff Liaison Williams.

Chair Brown announced Bingo on Mondays and Wednesdays from 9:30-11:30 a.m. at Hathcock's Center and Senior Dance Team every Thursday from 11:00-12:00 p.m., the Christmas Lunch would be December 14, 2022 at the Hathcock Center and Christmas Caroling and Bingo would be December 16, 2022.

IV. CITIZENS COMMENTS

Chair Brown opened the floor for comments.

There were no comments.

ADJOURN

Member Waters moved to adjourn; seconded by Member Curington.


Passed by unanimous consent.

ATTEST:

SENIOR RESOURCES ADVISORY BOARD
OF THE CITY OF ALACHUA, FLORIDA

Presiding Officer

Staff Liaison



Board/Committee Agenda Item


MEETING DATE: 3/8/2023
SUBJECT: Vision and Goals

PREPARED BY: LeAnne Williams, Deputy City Clerk

RECOMMENDED ACTION:
Board members to present items to further their vision.

Summary

As an advisory board for the city, it is important to set a vision for what this Board wishes to accomplish. Goals should then be created to further the vision. The Board can then advise the Commission on actions it would like to see taken to further the vision.



Senior Resources Advisory Board Meeting Sign In
March 8, 2023

	Name <i>(Please Print)</i>
<i>(Please Print)</i> Karen Reed	<i>(Please Print)</i>
<i>(Please Print)</i>	<i>(Please Print)</i>
<i>(Please Print)</i>	<i>(Please Print)</i>
<i>(Please Print)</i>	<i>(Please Print)</i>
<i>(Please Print)</i>	<i>(Please Print)</i>
<i>(Please Print)</i>	<i>(Please Print)</i>
<i>(Please Print)</i>	<i>(Please Print)</i>
<i>(Please Print)</i>	<i>(Please Print)</i>
<i>(Please Print)</i>	<i>(Please Print)</i>
<i>(Please Print)</i>	<i>(Please Print)</i>